

IMPORTANT: Screws MUST be attached in the exact order stated in # 1 and # 2 of Assembly Instructions

HOW TO ASSEMBLE YOUR



TOILET SAFETY SUPPORT FRAME

Item # 8205-R

Capacity not to exceed 300 lb



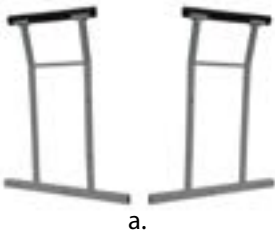
NO tools required.
Quick assembly.

Easy to follow
step-by-step
instructions

WHAT'S IN THE BOX

- a. (1) Set of side frames
- b. (2) U-shaped support beams

- c. (1) Magazine rack
- d. (8) Tightening knobs



a.



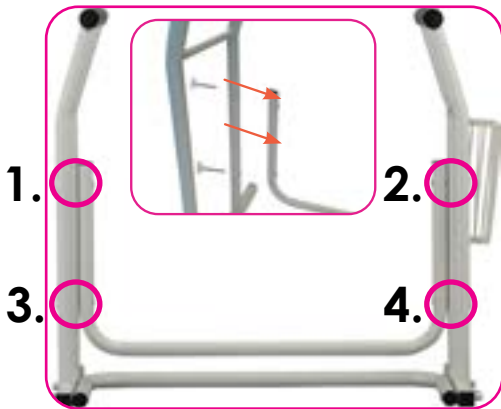
b.



c.



d.



IMPORTANT:
Screws **MUST**
be attached
in the exact
order
stated
in # 1 and # 2
of Assembly
Instructions



- 1** Stand the side frame upright, and place one of the U-shaped support beams vertically against the base, curve facing downward. Insert tightening knobs in the order numbered 1 through 4. Turn enough to hold the support beam in place. **DO NOT** fully tighten.

Repeat for other side frame.

- 2** Turn the unit around so it is facing you then attach the second U-shaped support beam with tightening knobs to the side frame in the horizontal position



- 3** At this point, fully tighten all eight (8) tightening knobs. Frame should now be able to stand freely.

- 4** Hang magazine rack on the desired side.

WARNING

Read all instructions carefully before use. Failure to do so may result in serious injury. NOVA Medical Products shall have no liability for any damage or injury resulting from improper assembly or use of this product.

- ALWAYS check tightening knobs are secure before each use. Tighten if necessary
- Product provides support, increases stability, and assists the end user
- Keep area around base clean and dry to avoid slipping

USAGE INSTRUCTIONS

Place Toilet Safety Support Frame in front of toilet with the U-shaped beam facing the bowl. Carefully grasp the padded handles to lower to or raise from the toilet. ALWAYS ensure grip is firm before attempting to balance or use this product.

CARE AND MAINTENANCE

Check regularly to make sure the knobs are fully tightened before using. Use a mild detergent and warm water to clean and thoroughly dry with soft cloth. Regularly inspect your item and its parts for any corrosion, breakage, compression, or wear. DO NOT use if product is damaged.

WARRANTY INFORMATION

NOVA stands firm on our commitment to providing the highest quality products, as well as exceptional service. This product was built to precise standards and thoroughly inspected prior to shipment. This warranty represents our confidence in the materials and workmanship of our product.

NOVA extends this warranty only to the original purchaser of this product. The warranty does not extend to any subsequent purchaser or owner. The warranty is void upon any sale or transfer of ownership or use by other person. NOVA warrants its products are free from defects in material and workmanship under NORMAL use for the period commencing upon the date of purchase and continuing for the following specified period of time after that date:

Metal Frame	Limited Lifetime Warranty
Non-Metal/Metal parts (rubber tips, plastic or metal hardware)	One Year Limited Warranty

This warranty does not cover problems due to user negligence, misuse of the product, failure to adhere to product instructions, or normal wear and tear. Items that have been subject to negligent abuse, modified without prior written authorization are not covered within this warranty.

For warranty service, please contact the dealer from whom you purchased your NOVA product. In the event that you do not receive satisfactory service, please call us directly at the number on the bottom front of this sheet. Be prepared to indicate, the nature of the defect, the product serial number, and the name and location of where you purchased the product. You will also be required to provide a receipt of your purchase. Do not return any products to our office without prior consent.

Repair or replacement is the only remedy under this limited warranty. This warranty does not include any labor or shipping charges incurred in replacement part installation or repair of product.


THIS WARRANTY IS EXCLUSIVE AND IN LIEU OF ALL OTHER EXPRESS WARRANTIES, IMPLIED WARRANTIES, IF ANY, INCLUDING THE IMPLIED WARRANTIES OF MERCHANTABILITY AND FITNESS FOR A PARTICULAR PURPOSE. NOVA SHALL NOT BE LIABLE FOR ANY SEQUENTIAL OR INCIDENTAL DAMAGES WHATSOEVER.

IMPORTANT WARNING

FOLLOW ALL DIRECTIONS CAREFULLY BEFORE USE. FAILURE TO DO SO MAY RESULT IN SERIOUS INJURY.

CONTACT US!
We're here to help


 info@novajoy.com


 1 800 557 6682


novajoy.com

Connect with us!

novajoy.com

 [novamedicalprod](https://www.facebook.com/novamedicalprod)

 [novamedicalprod](https://twitter.com/novamedicalprod)

 [novawalkerstalk](https://twitter.com/novawalkerstalk)

 [NOVA Medical Products](https://www.youtube.com/novamedicalprod)

CARE • QUALITY • INNOVATION



THE NOVA PROMISE