

HOW TO ASSEMBLE YOUR



HEAVY DUTY DROP-ARM COMMODE

Item # 8583

Capacity not to exceed 500 lb



WHAT'S INCLUDED

- a. (1) Commode frame
- b. (1) Backrest
- c. (1) Bucket and lid



a.



b.



c.

NO tools required
Quick assembly

Follow these
SIMPLE STEPS

- 1 Insert the backrest into the backrest receivers located on the rear legs. Be sure push buttons are fully engaged and check by pulling upward (see Figure 1).



Figure 1

- 2 Remove lid from bucket and insert bucket from the front of the commode (see Figure 2).

NOTE: Handle must rest on the side of bucket to insert correctly. Bucket lid is used for transport only.



Figure 2

- 3 Adjust the height of the legs by depressing the push button on each leg and sliding the legs up or down to desired height (see Figure 3).

NOTE: Legs must be adjusted to same height so commode sits level.

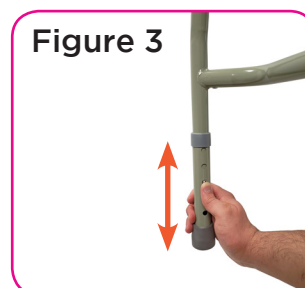


Figure 3

HOW TO USE YOUR HEAVY DUTY DROP-ARM COMMODE

- 1 To lock arm, slowly pull arm upward until locking pin engages into the receivers. Be sure locking pin is fully engaged before bearing weight on armrest (see Figure 4).



Figure 4

- 2 To drop arm, hold the arm and squeeze release lever located under each arm and carefully drop arm down (see Figure 5).

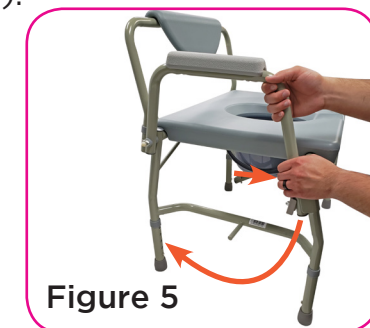


Figure 5

WARNING

Read all instructions carefully and consult with a qualified professional before assembling to avoid possible injury. **NOVA Medical Products shall have no liability for any damage or injury resulting from improper assembly or misuse of this product.**

- Legs must be adjusted to same height (number) so the commode sits level
- Make sure legs and backrest are secure (push button locked completely into hole) before using
- Check before each use
- Use on a level surface
- **DO NOT** stand on Commode

CARE AND MAINTENANCE

Check regularly to make sure all arms and legs on the commode are securely locked. Use a mild detergent and warm water to clean. Dry with a soft cloth to avoid moisture build-up.

WARRANTY INFORMATION

NOVA stands firm on our commitment to providing the highest quality products, as well as exceptional service. This product was built to precise standards and thoroughly inspected prior to shipment. This warranty represents our confidence in the materials and workmanship of our product.

NOVA extends this warranty only to the original purchaser of this product. The warranty does not extend to any subsequent purchaser or owner. The warranty is void upon any sale or transfer of ownership or use by other person. NOVA warrants its products are free from defects in material and workmanship under NORMAL use for the period commencing upon the date of purchase and continuing for the following specified period of time after that date:

Metal Frame	Limited Lifetime Warranty
Non-Metal/Metal parts	One Year Limited Warranty (rubber tips, plastic or metal hardware)

This warranty does not cover problems due to user negligence, misuse of the product, failure to adhere to product instructions, or normal wear and tear. Items that have been subject to negligent abuse, modified without prior written authorization are not covered within this warranty.

For warranty service, please contact the dealer from whom you purchased your NOVA product. In the event that you do not receive satisfactory service, please call us directly at the number on the bottom front of this sheet. Be prepared to indicate, the nature of the defect, the product serial number, and the name and location of where you purchased the product. You will also be required to provide a receipt of your purchase. Do not return any products to our office without prior consent.

Repair or replacement is the only remedy under this limited warranty. This warranty does not include any labor or shipping charges incurred in replacement part installation or repair of product.


THIS WARRANTY IS EXCLUSIVE AND IN LIEU OF ALL OTHER EXPRESS WARRANTIES, IMPLIED WARRANTIES, IF ANY, INCLUDING THE IMPLIED WARRANTIES OF MERCHANTABILITY AND FITNESS FOR A PARTICULAR PURPOSE. NOVA SHALL NOT BE LIABLE FOR ANY SEQUENTIAL OR INCIDENTAL DAMAGES WHATSOEVER.

IMPORTANT WARNING

FOLLOW ALL DIRECTIONS CAREFULLY BEFORE USE. FAILURE TO DO SO MAY RESULT IN SERIOUS INJURY.

CONTACT US!
We're here to help


 info@novajoy.com

 1 800 557 6682


novajoy.com

Connect with us!

novajoy.com

 [novamedicalprod](https://www.facebook.com/novamedicalprod)

 [novamedicvalprod](https://twitter.com/novamedicvalprod)

 [novawalkerstalk](https://twitter.com/novawalkerstalk)

 [NOVA Medical Products](https://www.youtube.com/channel/UCvXp1t1t1t1t1t1t1t1t1t1)

CARE • QUALITY • INNOVATION



THE **NOVA** PROMISE