

# HOW TO USE YOUR



## HEAVY DUTY BATH SEAT W/ BACK & HYG FRONT

Item # 9061

Capacity not to exceed 500lb



No Tools  
Required



Quick  
Installation

- 1 Place the seat face down on a level surface with the legs of the bench facing up (see Figure 1).




Figure 1

- 2 Pull out the leg height adjustment clip. Slide the leg to a desired height, align the hole of the leg with the hole of the seat frame, and fully push the center pin of the height adjustment clip through the aligned holes (see Figure 2).

**Note:** Ensure that each leg is set to the same height, is stable, and that all push buttons are fully engaged and locked before using.




Figure 2

- 3 Turn and lay the seat of the bench on its side. Slide the backrest tubes into the 4 tube slots under the seat while depressing the brass push buttons on each side of the backrest tubes. Ensure that the brass push buttons “click” and lock into position making sure the backrest is secure (see Figure 3).

**NOTE:** The second set of push buttons on the backrest tubes will allow you to move the backrest closer to the seat if needed.




Figure 3

- 4 Place the bath bench in the shower or bath tub. Ensure that the bench is stable and not wobbly. Use the slots on the side of the seat as handles to assist in sitting down or getting up from the bench.

**NOTE:** Use both hands to hold onto the side handles to ensure stability of the bath bench. Using only one hand on either side can topple the bench.

## **WARNING**

Read all instructions carefully. Failure to do so may result in serious injury.

- Ensure ALL leg push buttons are engaged before using
- All legs MUST be adjusted to the same height to ensure level seating and safety
- Use EXTREME caution on wet tub or floor surfaces
- DO NOT stand on bath bench
- DO NOT use if the bath bench is damaged. Check frequently for cracks, damage, or looseness.
- This product is rated for persons weighing up to 500 lb when properly assembled



## **CARE AND MAINTENANCE**

Regular cleaning is recommended. Use a non abrasive cleaner or detergent, rinse with warm water and dry completely. Abrasive cloths may damage the surface.

## **WARRANTY INFORMATION**

NOVA stands firm on our commitment to providing the highest quality products, as well as exceptional service. This product was built to precise standards and thoroughly inspected prior to shipment. This warranty represents our confidence in the materials and workmanship of our product.

NOVA extends this warranty only to the original purchaser of this product. The warranty does not extend to any subsequent purchaser or owner. The warranty is void upon any sale or transfer of ownership or use by other person. NOVA warrants its products are free from defects in material and workmanship under NORMAL use for the period commencing upon the date of purchase and continuing for the following specified period of time after that date:

Metal Frame

Non-Metal/Metal parts

**Limited Lifetime Warranty**

**One Year Limited Warranty**

(rubber tips, plastic or metal hardware)

This warranty does not cover problems due to user negligence, misuse of the product, failure to adhere to product instructions, or normal wear and tear. Items that have been subject to negligent abuse, modified without prior written authorization are not covered within this warranty.

For warranty service, please contact the dealer from whom you purchased your NOVA product. In the event that you do not receive satisfactory service, please call us directly at the number on the bottom front of this sheet. Be prepared to indicate, the nature of the defect, the product serial number, and the name and location of where you purchased the product. You will also be required to provide a receipt of your purchase. Do not return any products to our office without prior consent.

Repair or replacement is the only remedy under this limited warranty. This warranty does not include any labor or shipping charges incurred in replacement part installation or repair of product.


**THIS WARRANTY IS EXCLUSIVE AND IN LIEU OF ALL OTHER EXPRESS WARRANTIES, IMPLIED WARRANTIES, IF ANY, INCLUDING THE IMPLIED WARRANTIES OF MERCHANTABILITY AND FITNESS FOR A PARTICULAR PURPOSE. NOVA SHALL NOT BE LIABLE FOR ANY SEQUENTIAL OR INCIDENTAL DAMAGES WHATSOEVER.**

### **IMPORTANT WARNING**

**FOLLOW ALL DIRECTIONS CAREFULLY BEFORE USE. FAILURE TO DO SO MAY RESULT IN SERIOUS INJURY.**

**CONTACT US!**  
We're here to help


 [info@novajoy.com](mailto:info@novajoy.com)


 1 800 557 6682


[novajoy.com](http://novajoy.com)


**Connect with us!**

[novajoy.com](http://novajoy.com)

 [novamedicalprod](https://www.facebook.com/novamedicalprod)

 [novamedicalprod](https://twitter.com/novamedicalprod)

 [novawalkerstalk](https://twitter.com/novawalkerstalk)

 [NOVA Medical Products](https://www.youtube.com/channel/UC...)

CARE • QUALITY • INNOVATION



THE **NOVA** PROMISE