

HOW TO USE YOUR



IMPROVES CIRCULATION

**REDUCES LOWER BACK,
LEG & HIP DISCOMFORT**

Capacity not to exceed 250 lbs.
Item Numbers: 2622-R, 2623-R & 2677-R

- 1** Place the Knee Cushion in between both legs and secure around one leg with the adjustable strap.

CARE INSTRUCTIONS FOR YOUR Knee Cushion

- 1** The cover can be easily removed and hand-washed with cold water. To remove the cover, unzip and remove foam core. Hand-wash with cold water and air dry ONLY. Daily maintenance can be done easily using a moist sponge or towel.
- 2** To clean the foam core remove the cover and spot clean with soap and water using a moist cloth. After cleaning, allow the foam to dry completely before replacing the cover and using.

WARRANTY INFORMATION

NOVA stands firm on our commitment to providing the highest quality products, as well as exceptional service. This product was built to precise standards and thoroughly inspected prior to shipment. This warranty represents our confidence in the materials and workmanship of our product.

NOVA foam cushions are guaranteed to be free from manufacturing defects. NOVA will repair or replace the identified defect for a period of up to 6 months of use. In the unlikely event of a defect please call our customer service line listed below for instructions. Items not covered include normal wear and tear, foam or fabric discoloration, flattening, density variation, improper use, rental use, and neglect. Damage due to natural acts is not covered.




IMPORTANT WARNING
READ THESE DIRECTIONS CAREFULLY BEFORE USE.
FAILURE TO DO SO MAY RESULT IN SERIOUS INJURY.

- Be sure cushion is in place and secure before each use.

Questions?
Please contact us at
1-800-557-6682
info@novamedicalproducts.com

Thank you for choosing NOVA!

Get Social with NOVA!

-  facebook.com/novamedicalprod
-  twitter.com/novamedicalprod
-  twitter.com/novawalkertalk
-  pinterest.com/novamedicalprod